

Common Hand-Embroidery Stitches

A Visual Guide for Quilters and Sewists

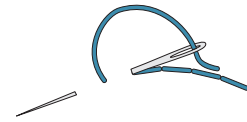
Robin Strobel



ShopMartingale.com

Common Hand-Embroidery Stitches

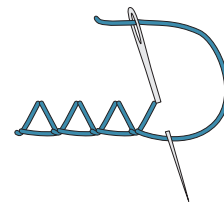
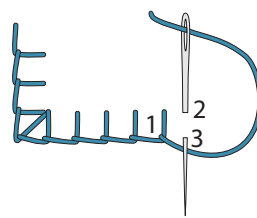
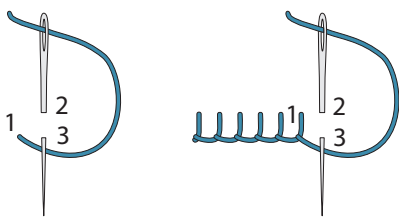
Here's a visual guide to some of the most common hand-embroidery stitches found in quilts and other sewing projects. Pattern instructions usually tell you what type of thread to use, but if you're venturing out on your own, use embroidery floss or pearl cotton with a wide-eye embroidery needle. Embroidery floss is usually split, with only two or three strands used at a time. Use more strands for a heavier look. Pearl cotton comes in different weights – 3, 5, 8, and 12 – with the lowest number indicating the heaviest thread.



Blanket stitch

Corner blanket stitch

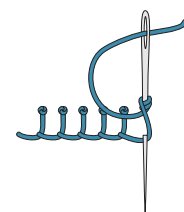
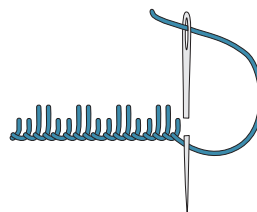

Closed blanket stitch



Crossed blanket stitch

Indented blanket stitch

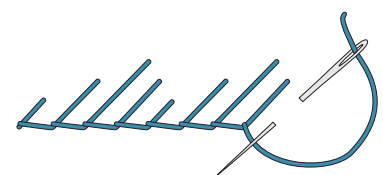
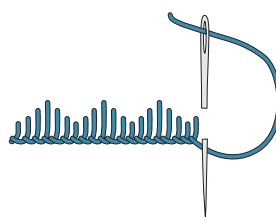
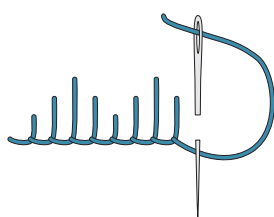
Knotted blanket stitch



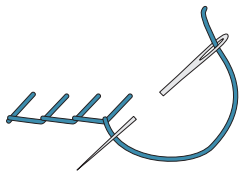
Pyramid blanket stitch

Sawtooth blanket stitch

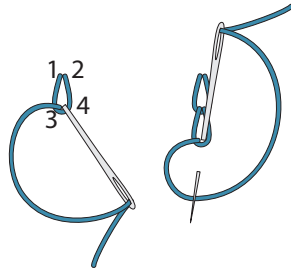
Serpentine blanket stitch



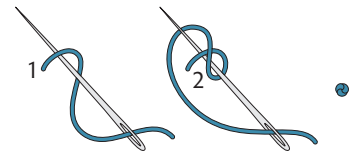
Slanted blanket stitch



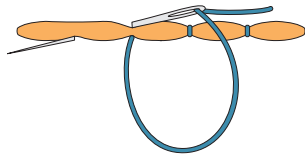
Chain stitch



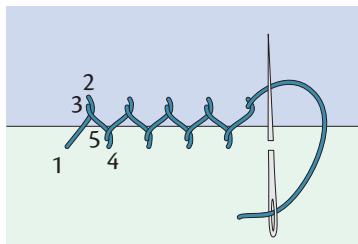
Colonial knot



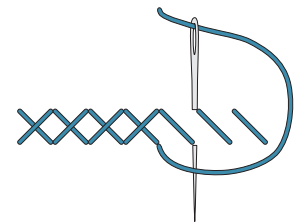
Couching



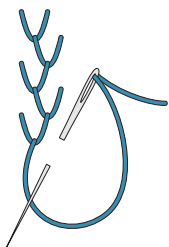
Cretan stitch



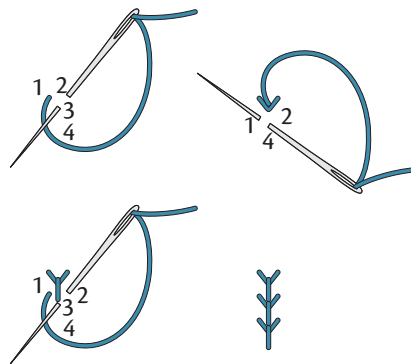
Cross-stitch



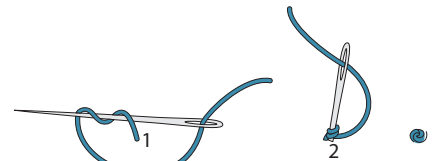
Feather stitch



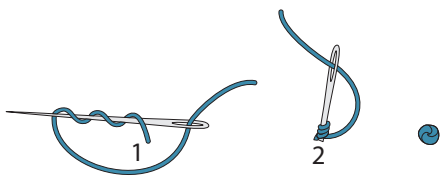
Fly stitch



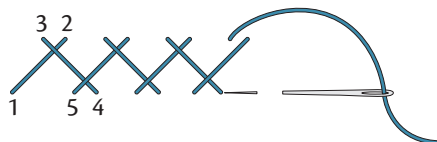
French knot (2 winds)



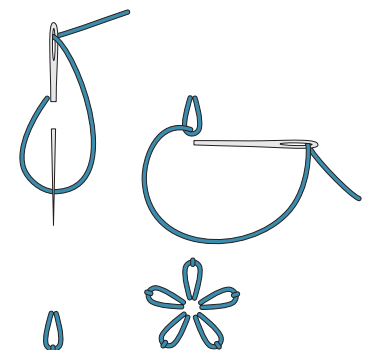
French knot (3 winds)



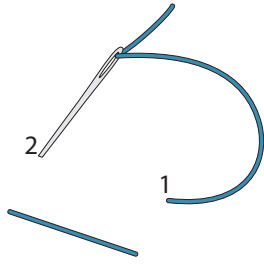
Herringbone stitch




Lazy daisy or detached chain stitch



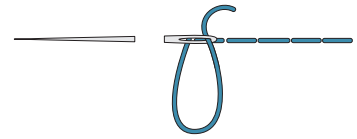
Long stitch



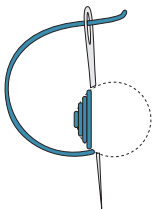
Running stitch (var. 1)



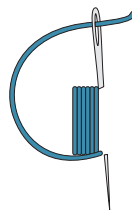
Running stitch (var. 2)



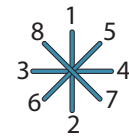
Satin stitch (var. 1)



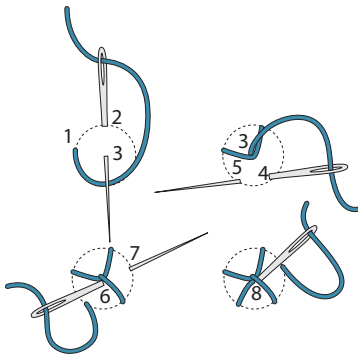
Satin stitch (var. 2)



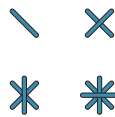
Snowflake stitch



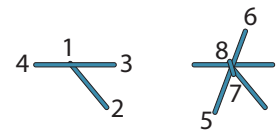
Spiderweb stitch



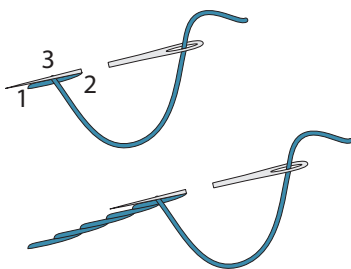
Star stitch (var. 1)



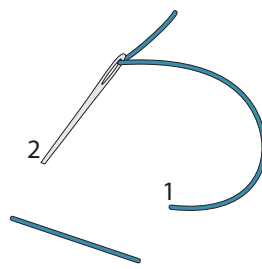
Star stitch (var. 2)



Stem stitch or outline stitch



Straight stitch



Whipstitch

